

# FINEVISION TORIC

TRIFOCAL OPTIC

**PhysiOL**

ADVANCED OPTICAL SOLUTIONS



## FINEVISION TORIC

Trifocal toric diffractive IOL

### Technical specifications

Technical name	<b>Pod FT</b>								
Material	26% hydrophilic acrylic								
Overall diameter	11.40 mm								
Optic diameter	6.00 mm								
Optic	Biconvex aspheric (-0.11 $\mu$ SA) toric trifocal diffractive FineVision								
Filtration	UV and blue light								
Refractive index	1.46								
Abbe number	58								
Angulation	5°								
Additional power	+ 1.75D for intermediate vision and + 3.50D for near vision								
Injection system	Medicel Accuject 2.0 from 6D to 24.5D and Medicel Accuject 2.2 from 25D to 35D								
Incision size	≥ 2.0 mm								
Spherical power	6D to 35D (0.5D steps)								
Cylinder power (IOL plane)	1.00 - 1.50 - 2.25 - 3.00 - 3.75 - 4.50 - 5.25 - 6.00D								
Square edge	360°								
Nominal manufacturer A constant	118.50								
Suggested A constant*				<b>Interferometry</b>			<b>Ultrasound</b>		
	<b>Hoffer Q: pACD</b>			5.59			5.35		
	<b>Holladay 1: Sf</b>			1.83			1.57		
	<b>SRK II: A</b>			119.31			119.06		
	<b>SRK/T: A</b>			118.95			118.73		
	<b>Haigis**: a0; a1; a2</b>			1.36; 0.4; 0.1			1.13; 0.4; 0.1		
Technical name	Pod FT 1.0	Pod FT 1.5	Pod FT 2.25	Pod FT 3.0	Pod FT 3.75	Pod FT 4.5	Pod FT 5.25	Pod FT 6.0	
Cylinder power at IOL plane	1.00D	1.50D	2.25D	3.00D	3.75D	4.50D	5.25D	6.00D	
Cylinder power at corneal plane	0.68D	1.03D	1.55D	2.06D	2.57D	3.08D	3.60D	4.11D	
Recommended corneal astigmatism correction range plane	0.50D - 0.89D	0.90D - 1.28D	1.29D - 1.80D	1.81D - 2.32D	2.33D - 2.82D	2.83D - 3.33D	3.34D - 3.85D	3.86D - 4.36D	

\* Estimates only; surgeons are recommended to use their own values based upon their personal experience. Refer to our website for updates.

\*\* Not optimized.

## INJECTION GUIDELINES

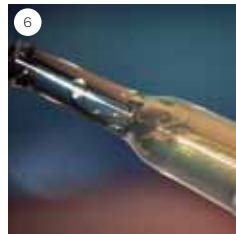



The Medice Accuject injection system is recommended for implanting the FineVision Toric lenses.

This fully single-use system represents total reliability for safe and effective lens injections.

Its compact design with integrated cartridge enables a simple, predictable loading and positioning of the lens.

Accuject 2.0 for lens diopters < 25D

Accuject 2.2 for lens diopters ≥ 25D



1. Apply viscoelastic into the tip and the loading chamber of the injector cartridge.
2. Remove the lens from the lens holder. Position the lens into the cartridge in such way that the two haptics with the holes are pointing at 1 and 7 o'clock.
3. Exert slight pressure onto the lens optic and make sure that all haptics are inside before further closing the cartridge. Close the cartridge and check the position of the lens.
4. Once the "click-lock" mechanism engages, the lens is securely loaded and ready for injection.
5. Press the injector plunger forward and push the lens into the conical tip of the cartridge.
6. Pull the plunger back a few millimeters and then inject the lens in one continuous motion. For gently implantation, it is not necessary to push the plunger until the end of the cartridge.

## SURGICAL GUIDELINES

### Preoperative:

1. Use the PhysiOL toric calculator [www.physioltoric.eu](http://www.physioltoric.eu) which will recommend you the spherical and cylindrical lens powers and the optimal axis alignment of the IOL.
2. Mark the eye with the patient sitting upright in order to avoid cyclotorsion effect.

### Peroperative:

1. When the FineVision Toric lens is injected in the capsular bag, remove all viscoelastic behind and in front of the lens using I/A canula.
2. With a syringe filled with BSS solution, test the watertight self-sealing of the incisions and ensure that the normal intraocular pressure is recovered.
3. If necessary, reposition the lens in the axis of the IOL marks using a micromanipulator.
4. Gently push the lens towards the posterior capsule with the micromanipulator.
5. Check again that the incision is watertight.
6. Carefully remove the eyelid speculum.

**Do not over-inflate the capsular bag at the end of the surgery.**

Distributed by



PhysiOL sa/nv - Liège Science Park - Allée des Noisetiers 4 - 4031 Liège - Belgium  
t. +32 (0)4 361 05 49 - f. +32 (0)4 361 05 30 - [info@physiol.be](mailto:info@physiol.be) - [www.physiol.eu](http://www.physiol.eu)