



IRIDEX

TxCell™ Scanning Laser Delivery System

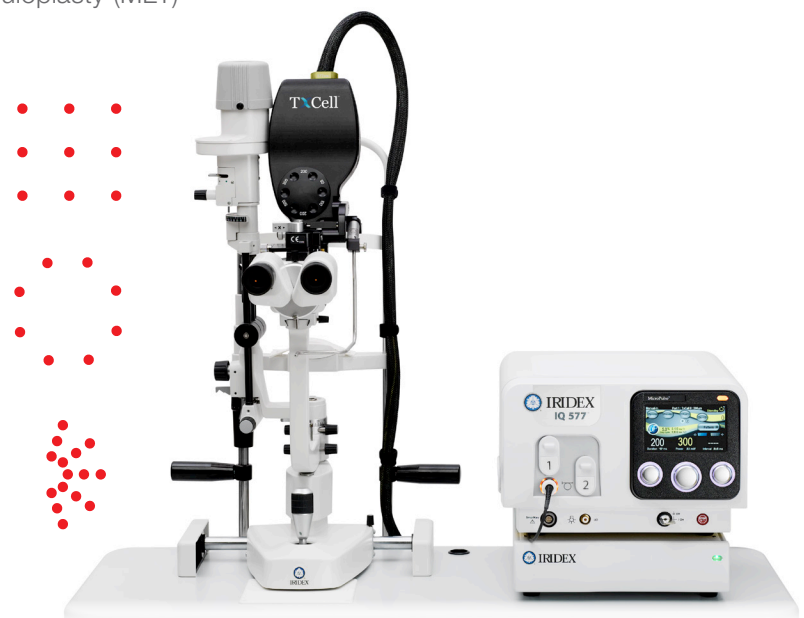
High Versatility for Higher Volume

Versatile Platform for Growing Practices

The TxCell Scanning Slit Lamp Adapter coupled to the IRIDEX IQ 532™ or IQ 577™ laser adds multiple modalities for treatment of glaucoma and retinal disorders.

In one platform, growing practices can offer:

- Multi-spot pattern scanning for efficient panretinal photocoagulation
- Standard photocoagulation with optimized wavelengths
- MicroPulse® Laser Therapy*
 - Fovea-Friendly™ MicroPulse Laser Therapy for retinal disorders
 - Repeatable MicroPulse Laser Trabeculoplasty (MLT) for glaucoma therapy



*Optional module at the time of purchase.

TxCell™

TxCell™ Scanning Laser Delivery System



Haag-Streit® Style



Zeiss® Style

Intelligent and Intuitive Design

TxCell with IQ 532™ or IQ 577™ Laser

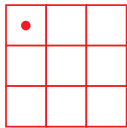

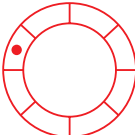



- Single and multi-spot pattern delivery using standard continuous-wave or MicroPulse treatment modes
- Short pulse durations for efficient laser delivery
- Multi-spot patterns offer confluent (zero spacing) ideal for MicroPulse protocols
- Rotatable patterns to designate treatment starting point
- Automated FiberCheck™ to confirm fiber integrity
- Dual port for efficient setup of alternate delivery devices
- Intuitive graphical touch-screen interface for ease of use
- Programmable user preset menu (up to 10 presets)
- Full-featured remote control and wireless footswitch*

*Optional

Predictability of Laser Delivery

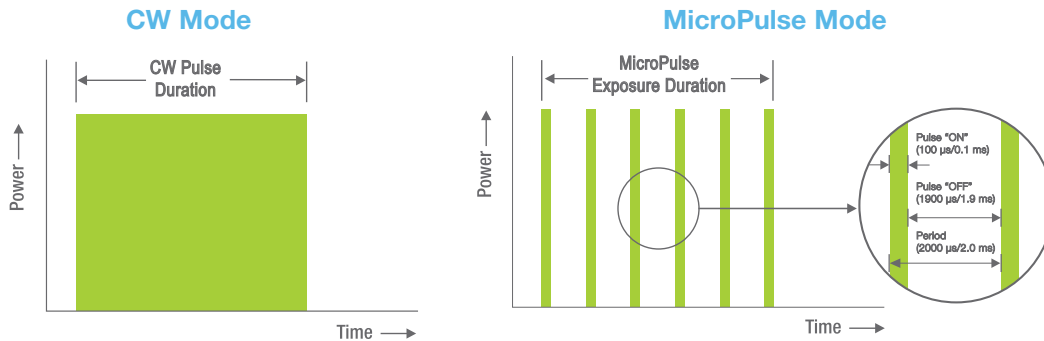
Target Cell technology enables physicians to visualize the perimeter of the targeted area. Optimal for subvisible MicroPulse protocols.

Pattern Selection Types

Visible Target Cells	Delivered Laser Spots
Grid (Adjustable grid from 2x2 to 7x7) 	
Circle (Adjustable radius) 	
Triple Arc (Adjustable radius & arc) 	

MicroPulse® Laser Therapy

MicroPulse technology finely controls thermal elevation by “chopping” a continuous-wave (CW) beam into an envelope of repetitive short pulses allowing tissue to cool between pulses and reduce thermal buildup.

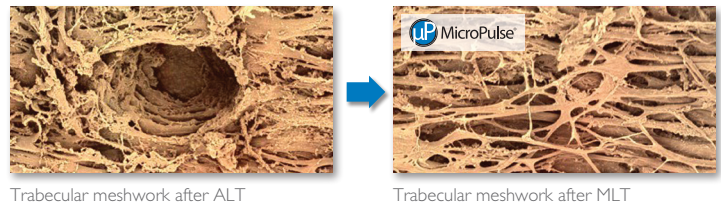
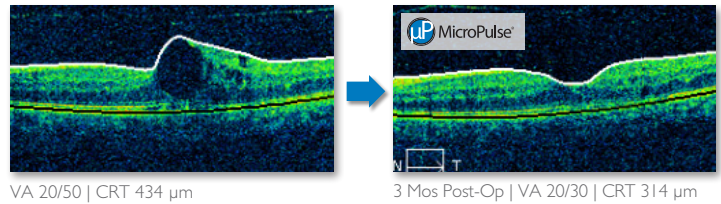


MicroPulse Applications

- Fovea-Friendly™ MicroPulse Laser Therapy for retinal disorders¹



- Repeatable MicroPulse Laser Trabeculoplasty (MLT) for glaucoma therapy



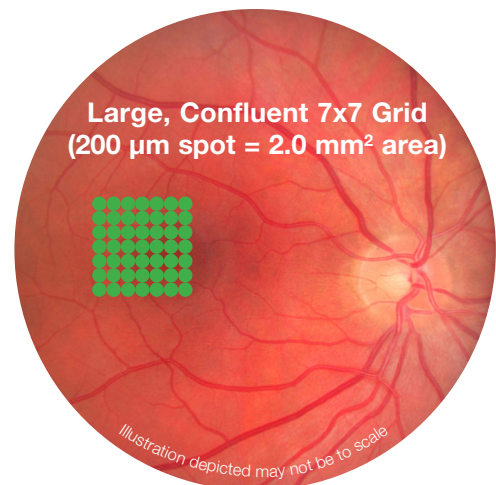
Confluent, High-Density Laser Patterns for MicroPulse Protocols

MicroPulse laser therapy has shown clinical success using confluent spacing.²⁻³

TxCell offers confluent, high-density applications in a wide selection of patterns.

Automated FiberCheck™

In MicroPulse mode, it is critical to ensure the fiber is functioning properly since there are no visible treatment burns. The automated FiberCheck feature confirms fiber integrity.



1. Bhagat N, Zarbin M, Mansour S, Chong V, and Cardillo JA. Fovea-friendly MicroPulse Laser. *Supplement to Retina Today*, May/June 2012
 2. Luttrull JK, Sramek C, Palanker D, Spink CJ, Musch DC. *Retina* 2012;32(2):375-86
 3. Lavinsky D, Cardillo JA, Melo LA, Jr., Dare A, Farah ME, Belfort R Jr. *Invest Ophthalmol Vis Sci* 2011; 52 (7): 4314-23

TxCell™ Scanning Laser Delivery System

Specifications

Compatible Lasers:	IQ 532™ (532 nm, Green) or IQ 577™ (577 nm, Yellow)
Laser Energy Source:	Frequency-doubled solid-state and direct diode
Maximum Power:	2000 mW
Exposure Duration:	CW-Pulse™: 10–3000 ms
Exposure Interval:	CW-Pulse: 10–3000 ms
MicroPulse® Duration:	MicroPulse: 0.05–1.00 ms
MicroPulse Interval:	MicroPulse: 1.00–10.00 ms
MicroPulse Duty Cycle:	Preset selections of 5%, 10%, and 15% (continuously adjustable from 0.4% - 50%)
Aiming Beam:	Diode laser, 635 nm nominal
Patterns:	Grid (2x2 - 7x7), Circle, Triple Arc
Pattern Spacing:	Confluent (zero), 1-, 2-, 3-spot spacing in 0.25 diameter increments
User Interface:	Touch-screen & knobs
Slit Lamp:	IRIDEX SL 980, IRIDEX SL 990, Zeiss 30SL, Zeiss SL 130, Haag-Streit BM/BQ 900 and equivalents
Spot Sizes:	Single spot: 50 µm, 100 µm, 200 µm, 300 µm, 500 µm Multi-spot: 100 µm, 200 µm, 300 µm, 500 µm
Electrical:	100 – 240 VAC, 50/60 Hz

TxCell Scanning Laser Delivery System Components:

- TxCell Scanning Slit Lamp Adapter (SSLA)
- TxCell Control Box
- IQ 532 or IQ 577 laser

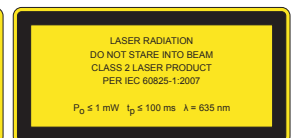
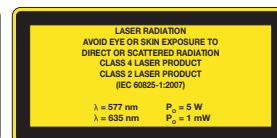
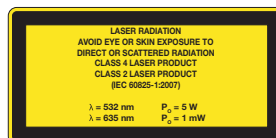


Specifications are subject to change without notice. IRIDEX, the IRIDEX logo and MicroPulse are registered trademarks and TxCell, IQ 532, IQ 577, DualSense, FiberCheck, CW-Pulse and Fovea-Friendly are trademarks of IRIDEX Corporation. All other trademarks are the property of their respective owners.

Products are covered by one or more of the following U.S. patents: 5,511,085; 5,521,932; 5,663,979; 5,982,789; 5,979,554; 6,141,143; 6,144,484; 6,222,869; 6,327,291; 6,377,599; 6,540,391; 6,733,490; 6,800,076; 7,537,593; 7,766,904; 7,771,417; and 7,909,816.



Elegantly simple solutions™



Emergo Europe

Molenstraat 15, 2513 BH, The Hague, The Netherlands, Tel.: (31) (0) 70 345-8570, Fax: (31) (0) 70 346-7299

